



NOTICE: IMPORTANT INFORMATION

BEFORE YOU START:

- ❖ To make the application process easier, we highly recommend logging in to [U.S. Army C5ISR Center \(submit.com\)](https://submit.com) and creating an account prior to the application going live on Monday February 2nd at 10:00 A.M.
 - If you chose to do this, make sure you use the same browser both to create your account and to apply once the application is live at 10:00 A.M. on Camp Application Day.
 - Although creating an account or logging in to your account is not required, the confirmation email may be delayed for those who chose to skip this step. Depending on your email server and security settings, the conformation email may go to your SPAM folder. If you do not see the email in your inbox, please check your SPAM or junk mail folder.
- ❖ For Parents/Guardians using a government computer, please be aware that features may be slower, and the site may be prevented from opening. It is strongly recommended that you use a non-government computer or a mobile device to apply. The application can be accessed on any computer or mobile device with an internet connection.


How to Create an Account:

1. Follow this link [U.S. Army C5ISR Center \(submit.com\)](https://submit.com) to the C5ISR Center Outreach Registrations Home Page.
2. Once there, click on “REGISTER” to create an account.



Application Instructions:

1. Click the link for the application. This will bring you to the application landing page.
2. On the application landing page, click the blue “Register” button.



3. You will be prompted to accept the website's "Acceptable Use Agreement" followed by our "Privacy Act Statement". Once you have agreed to the terms and policy, you will be able to start your application. The application begins with parent/guardian Information.
4. Enter the primary contact information for the parent/guardian of the camper you are registering. Once you have entered the required information, click "next" to move on to the next question.



NOTE –

For those parents who have a current/active Submit account – please continue to STEP 5.

If you do not have a current/active Submit account, the system will skip the next screen and automatically move you to STEP 6.

5. Parents/Guardians with a current submit account not currently logged in may be prompted to enter a password. This step is **OPTIONAL**. Considering that this a time sensitive application, you may click cancel and proceed to the next question.

*****If you believe you have a current/active Submit account and you do not see this screen, please proceed to STEP 6 below. THIS WILL HAVE NO IMPACT ON YOUR APPLICATION.**

Authorisation Required

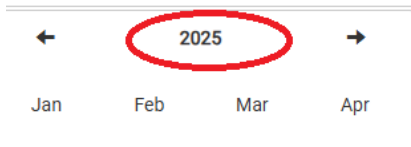
Please enter the account password for @yahoo.com to continue your application.

password

[Send Password Reminder](#) [Cancel](#) [Submit](#)

6. Once you have entered all the required “PRIMARY CONTACT INFORMATION”, you will be ready to enter your camper’s information.
- Parent/Guardian with multiple campers will be required to submit a separate application per camper rather than “adding a camper”.

7. **You will be required to provide your camper’s Date of Birth, DD/MM/YYYY.** Be sure to select the correct date of birth for your camper. By default, the calendar will open on today’s date.
- To select the correct date, first click on the year at the top of the calendar.



← 2025 →

Jan Feb Mar Apr

- Now use the left arrow to move backwards to the correct Year.



← 2020-2029 →

2019 2020 2021 2022

- You will then select the Year, then Month then Day.
8. Once you have completed all the required fields, please take a moment to double check that all your information is correct and complete as you will not be able to make changes once your application is submitted.
9. Once you have entered all your information, click the “Submit” button. **You must click the “Submit” button for your application to be received by the program.**

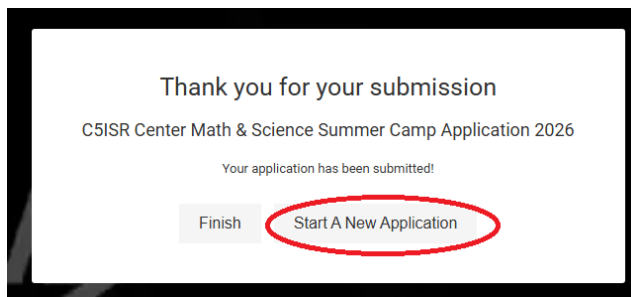
Submit your application

C5ISR Center Math & Science Summer Camp Application 2026

[Back](#) [Submit](#)



10. Once you click the “submit” button, your application has been sent.
 - a. If you have another camper, select “start a new application” on this screen. Otherwise, click “finish” and you will be brought back to the home page.

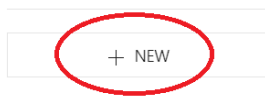


11. You should receive an automatically generated confirmation email shortly after submission. You must **SAVE THIS MESSAGE!** This message confirms that we have received your application for C5ISR Center Math & Science Summer Camp. Please retain this message as a receipt.
 - a. Depending on your email server and security settings, this email may go to your SPAM folder. If you do not see the email in your inbox, please check your SPAM or Junk mail folder.
 - b. Please note, this confirmation email is only confirming receipt of your application, not acceptance. Notification regarding your application status will be sent out on or before 31 March 2026
12. If you have not received your confirmation email, please contact C5ISR Center Outreach for assistance.
 - a. usarmy.apg.devcom-c5isr.mbx.c5isr-camp@army.mil

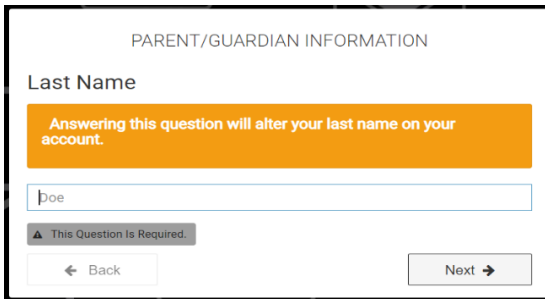
REGISTERING ADDITIONAL CAMPERS.

1. Upon completion of the first application, you will be brought back to the landing page.
2. To start an application for additional campers, click on “+ New.”

You have 2 existing applications



- a. **IMPORTANT:** This step is only for parents/guardians of campers in the same household. **Do NOT change the parent/guardian information at this time.** If you change the parent/guardian information, it will reset the application you have already submitted.



3. If you are registering campers on behalf of someone else, you will need to log out of the current application and complete a separate application for those campers using the correct parent/guardian's contact information, including their correct email address.
 - a. To log out: Click on the menu icon on top right of the screen. And select "Sign Out."



- b. Once logged out, you may return to the application link and sign in to or create a different account using a **correct email** for the alternate household. You must use a valid email address to apply for a different camper. All camp information, including notice of acceptance, will only be sent to the email address officially associated with the application account.